

# International Agribusiness Center

## Export Highlights – Year-To-Date Quarter 2 (Q2) 2025

### Highlights

Wisconsin food, forestry, and agriculture product exports reached \$2.03 billion in the first half of 2025 — the third highest first half on record. This is a decrease from last year of 0.53%, but is 5.4% above 2021, the Wisconsin Initiative for Agricultural Exports (WIAE) base year.

Demand has remained strong throughout the first half of the year; however, Wisconsin exports are beginning to show the effects of federal trade changes. Exports to China were down 18% year-over-year, equal to an \$18 million loss in sales, with the largest losses in lumber and wood (\$13.9 million) and bovine genetics (\$17.6 million). Exports to Canada were down \$35 million with the largest losses in lumber and wood (\$30 million) and meat cuts (\$16.6 million). The May 2025 USDA Outlook for U.S. Agricultural Trade forecast for 2025 is 2.2% below 2024.

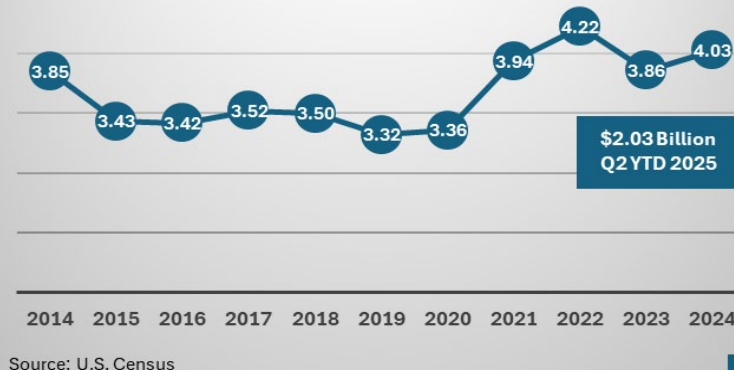
Wisconsin's agricultural exports are down 0.53% in the first half of 2025, while U.S. exports were down 2.32%. Year to date, Wisconsin is the 12th largest exporter of agricultural products in the U.S.

**Top Markets:** Wisconsin's top five agricultural export markets are Canada, Mexico, China, Korea, and Japan, representing 63% of total exports. Wisconsin's top ten markets comprised 75% of the state's total exports. Ireland (No. 10) is up 109% due to a major increase in distillers dried grains with solubles (DDGS). The Democratic Republic of the Congo rose to No. 11 and was up more than 108% due to major growth in corn meal. Korea (No. 4) was up 11% with meat and edible offal and food preparations leading the way.

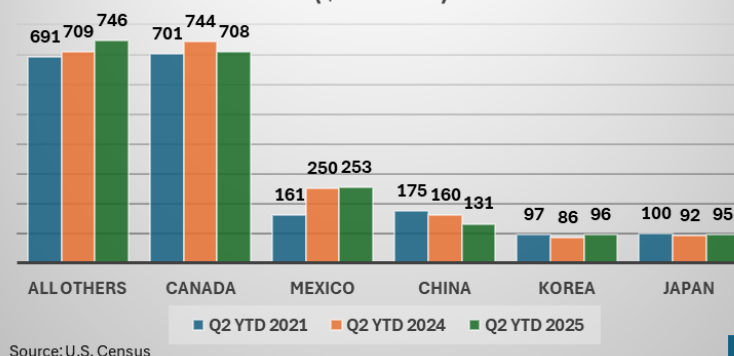
**Top Products:** In the first half of 2025, Wisconsin's top 10 products made up 68% of total exports. Dairy growth continued and is up 15% over last year. Prepared vegetable exports continued to grow, including sweet corn (up 39%) and cranberries (up 12%). Ethanol was also up 30% and non-alcoholic beverages increased 33%. Wood products were down 24% due to significant decreases in sales to China and Canada. Bovine genetics had a 16% decrease overall as China halted all imports of U.S. genetics, resulting in a 74% decrease in bovine genetic exports to China (bovine genetics exports to the rest of world were up 6%). **Exports by product group for the first half of the year: Dairy increased more than 15%, Meat was down 5%, and Crop was down 3%** (product group details on page 2).

For more information, contact Jacob Leum, Division of Agricultural Development, (608) 514-4538, [jacob.leum@wisconsin.gov](mailto:jacob.leum@wisconsin.gov).

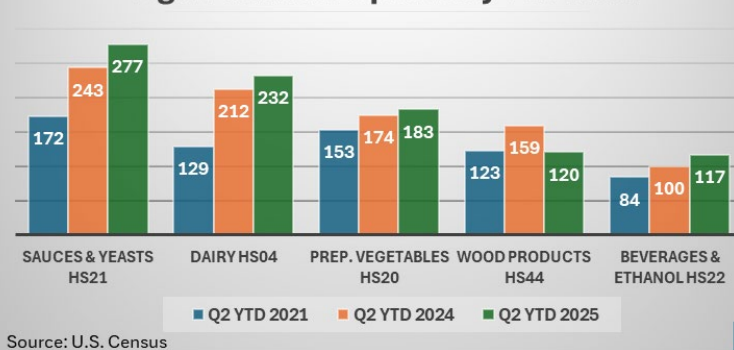
### Wisconsin All Ag Exports 2014-2024 (\$ Billions)



### Wisconsin Exports Top 5 Markets All Agricultural Products (\$ Millions)



### Wisconsin Q2 2025 Agricultural Exports by Product



Wisconsin Department of Agriculture, Trade and Consumer Protection  
2811 Agriculture Drive, P.O. Box 8911, Madison, 53708-8911

## Product Group Highlights

Quarter 2 YTD 2025 exports of \$2.03 billion in agricultural products were tracked in three product groups:

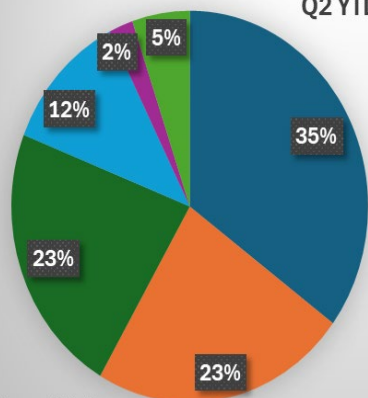
- **Dairy:** cheese, whey, lactose, and milk proteins — **18%** of all Wisconsin agricultural exports
- **Meat:** livestock, bovine genetics, hides, and furs — **19%** of all Wisconsin agricultural exports
- **Crop:** grains, forestry, processed foods, and beverages – **63%** of all Wisconsin agricultural exports

### WI Dairy Exports - Top 5 Products

Q2 YTD 2025

Top 5 are 95% of total

- Cheese & Curd
- Milk Proteins - Albumin
- Whey
- Lactose Syrup
- Milk and Cream
- All Others



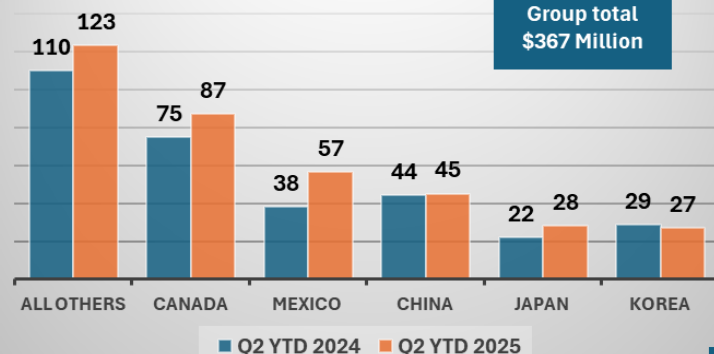
Source: U.S. Census

4

### WI Dairy Exports - Top 5 Countries

(\$ Millions)

Group total  
\$367 Million



Source: U.S. Census

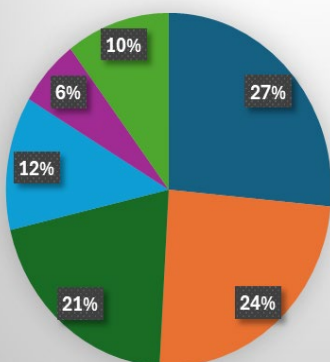
5

### WI Meat Exports - Top 5 Products

Q2 YTD 2025

Top 5 are 90% of total

- Meat Preparations
- Meat Cuts
- Bovine Semen
- Meat Proteins
- Raw Hides & Skins
- All Others



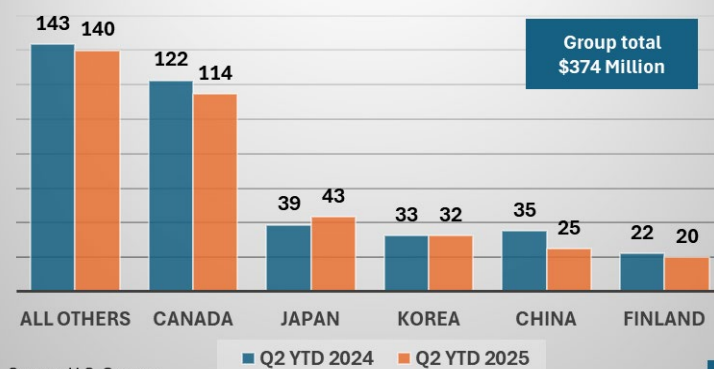
Source: U.S. Census

6

### WI Meat Exports - Top 5 Countries

(\$ Millions)

Group total  
\$374 Million



Source: U.S. Census

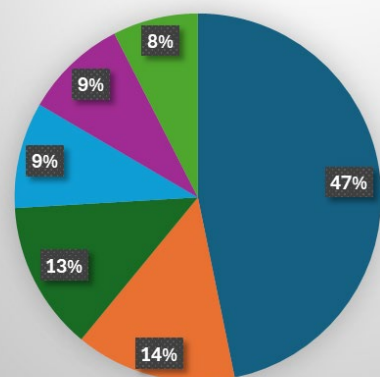
7

### WI Crop Exports - Top 5 Products

Q2 YTD 2025

Top 5 are 53% of total

- All Others
- Prepared Vegetables
- Prepared Meats
- Wood Products
- Ethanol & Spirits
- Flavorings & Aromatics



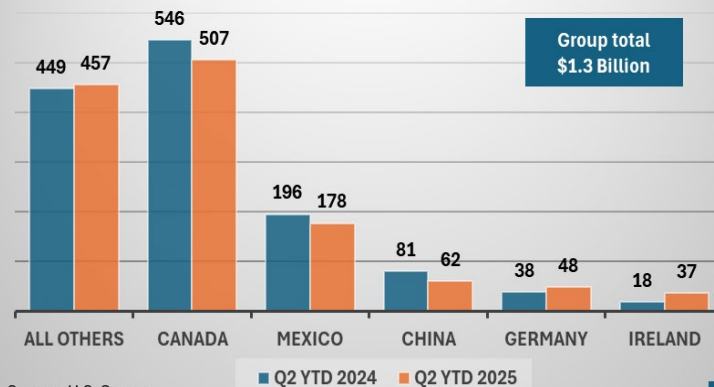
Source: U.S. Census

8

### WI Crop Exports - Top 5 Countries

(\$ Millions)

Group total  
\$1.3 Billion



Source: U.S. Census

9

Wisconsin is number one in the U.S. for the export of ginseng, cranberries, specialty cheese, prepared meat, bovine genetics, and mink pelts. Wisconsin exported to 138 countries in Q2 of 2025.