

# International Agribusiness Center

## Export Highlights 2026 – Quarter 1

### Highlights

Wisconsin food, forestry, and agriculture exports reached \$990 million in the first quarter of 2026, marking the fifth-highest first quarter export value on record. While exports declined 2.15% compared to the first quarter of 2025, they remain 7.8% above 2021, the baseline year for the Wisconsin Initiative for Agricultural Exports (WIAE).

Ongoing trade disruptions continue to present challenges, but there is optimism about future growth in key markets, supported by targeted trade promotion activities designed to expand opportunities for Wisconsin exporters.

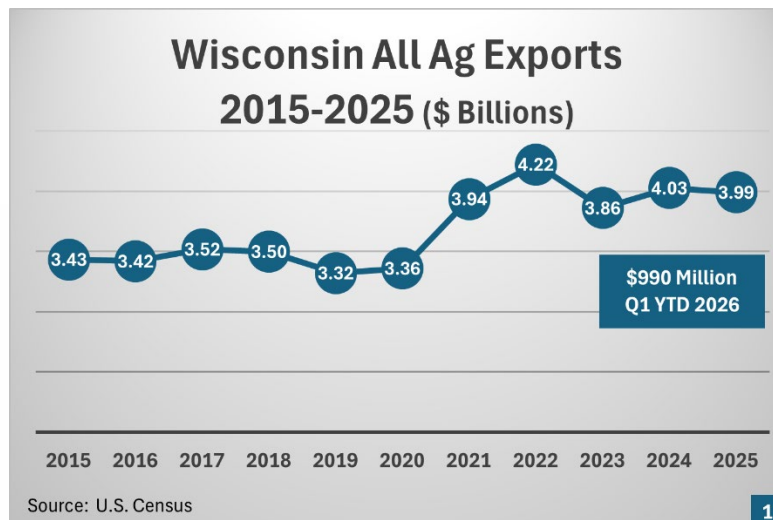
Wisconsin exports are showing continuing ripple effects from federal trade changes. Losses in China continue to compound as exports were down 45%, equal to \$41.2 million in sales. Canada's gap widened to a loss of \$15.7 million. The February 2026 USDA Outlook for U.S. Agricultural Trade forecast for 2026 is 0.9% below 2025.

Wisconsin's agricultural exports were down 2.15% in the first quarter of 2026 while U.S. exports were up 5.19%. As of the first quarter of 2026, Wisconsin is the 11th largest exporter of agricultural products in the U.S.

**Top Markets:** Representing 65% of Wisconsin's total agricultural exports, the top five export markets are Canada, Mexico, South Korea, China, and Germany. The top 10 markets account for 77% of the state's total agricultural exports. A notable change is Singapore's rise to the No. 8 market, with exports increasing 116%, driven primarily by strong growth in albumins and whey proteins. Mexico, Wisconsin's second-largest market, recorded the largest dollar increase among the top markets, growing by \$35 million (30%). Corn and dairy products were the primary drivers of this growth. It is worth noting that when Canada and China are excluded from the analysis, Wisconsin's exports to the rest of the world increased by 6.3%, highlighting continued growth across a broad range of international markets despite challenges with two of the state's largest trading partners.

**Top Products:** In the first quarter of 2026, Wisconsin's top 10 products made up 67% of total exports. Dairy products have moved into the No. 1 category for the first time with 8% growth. Sauces & Yeasts moved down to No. 2 and experienced a decrease of 13%. Prepared vegetable exports have also experienced a 10% drop and are holding as the No. 3 category. Wood products have moved back up to the No. 4 category and rebounded with 18% growth.

For more information, contact Jacob Leum, Division of Agricultural Development, (608) 514-4538, [jacob.leum@wisconsin.gov](mailto:jacob.leum@wisconsin.gov).



## Product Group Highlights

Q1 2026 exports of \$990 million in agricultural products were tracked in three product groups:

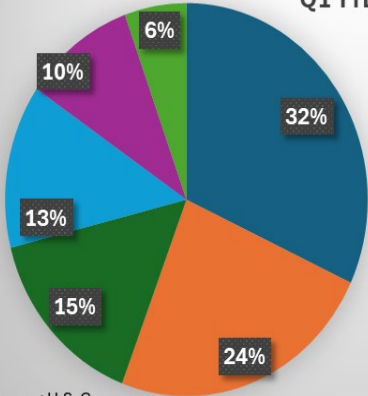
- **Dairy:** cheese, whey, lactose, and milk proteins — **19%** of all Wisconsin agricultural exports
- **Meat:** livestock, bovine genetics, hides, and furs — **19%** of all Wisconsin agricultural exports
- **Crop:** grains, forestry, processed foods, and beverages – **62%** of all Wisconsin agricultural exports

### WI Dairy Exports - Top 5 Products

Q1 YTD 2026

Top 5 are 94% of total

- Cheese & Curd
- Whey
- Milk Proteins - Albumin
- Lactose Syrup
- Butter
- All Others



Source: U.S. Census

4

### WI Dairy Exports - Top 5 Countries

(\$ Millions)

Group total  
\$185 Million



Source: U.S. Census

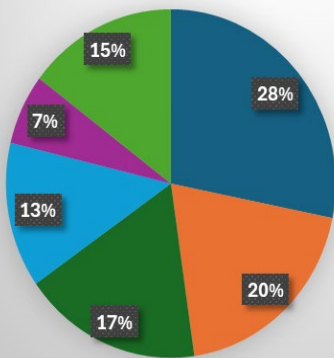
5

### WI Meat Exports - Top 5 Products

Q1 YTD 2026

Top 5 are 85% of total

- Meat Cuts
- Bovine Semen
- Meat Preparations
- Meat Proteins
- Live Animals
- All Others



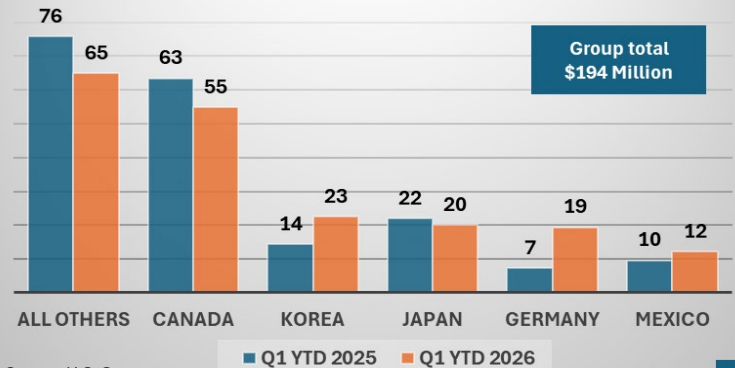
Source: U.S. Census

6

### WI Meat Exports - Top 5 Countries

(\$ Millions)

Group total  
\$194 Million



Source: U.S. Census

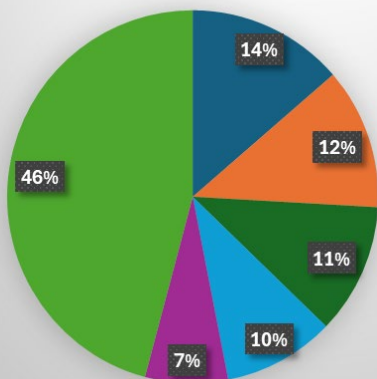
7

### WI Crop Exports - Top 5 Products

Q1 YTD 2026

Top 5 are 54% of total

- Prepared Vegetables
- Sauces & Yeasts
- Wood Products
- Ethanol & Spirits
- Cereals
- All Others



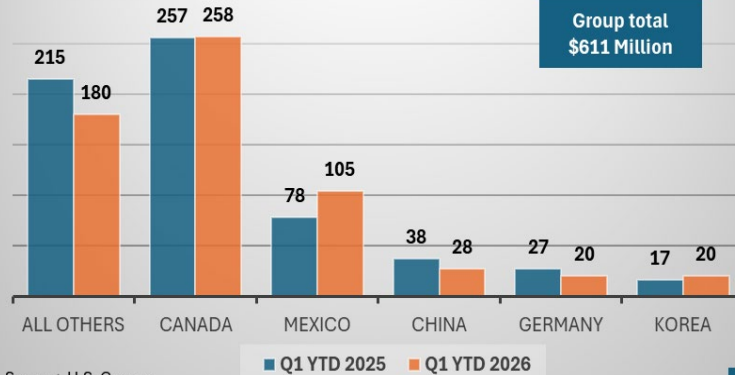
Source: U.S. Census

8

### WI Crop Exports - Top 5 Countries

(\$ Millions)

Group total  
\$611 Million



Source: U.S. Census

9

Wisconsin is number one in the U.S. for the export of ginseng, cranberries, specialty cheese, prepared meat, bovine genetics, and mink pelts. Wisconsin exported to 120 countries in the first quarter of 2026.