



Wisconsin Agricultural Exports – Full-year 2025

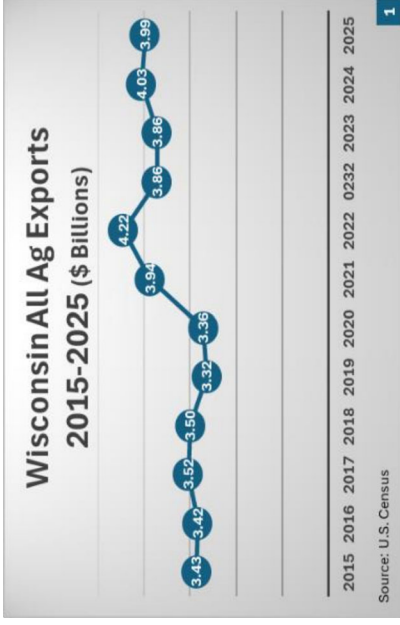
Ira Frydman, Bureau Director – International Agribusiness Center/Export and Business Development Bureau/Division of Agricultural Development

WISCONSIN DEPARTMENT OF AGRICULTURE, TRADE AND CONSUMER PROTECTION (DATCP)

WISCONSIN AGRICULTURAL EXPORTS FULL YEAR 2025

All Wisconsin Food, Forestry, and Agriculture exports decreased by 0.88% year-end 2025

1. Sauces, Yeasts – up 7%
2. Dairy – up 14%
3. Vegetables, Fruits – down 2%
4. Beverages & Spirits – up 15%
5. Wood – down 20% (tariff impact: China, & Canada)
6. Meat Preparations – down 5%
7. Aromatics – down 7%
8. Prepared Animal Feed & DDGS– up 15%
9. Corn & Wheat – up 26%
10. Albumins – up 11%

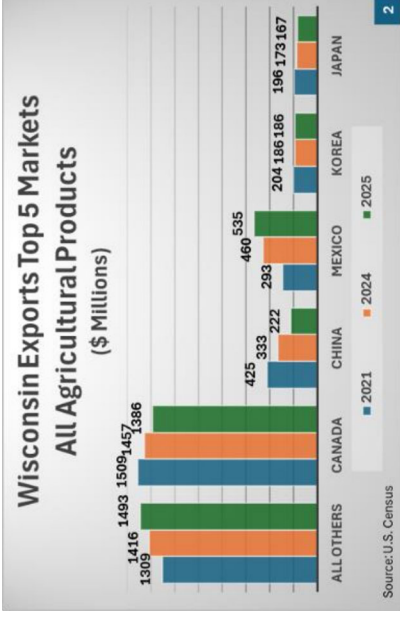


WISCONSIN AGRICULTURAL EXPORTS FULL YEAR 2025 – COUNTRIES

Wisconsin ag exports reached \$3.99 billion in 2025 – the third highest year on record

1. Canada – down 5% (ethanol, food prep)
2. Mexico – up 16% (corn, wheat, dairy)
3. China – down 33% (dairy, wood, food prep)
4. Korea – flat (dairy, food prep, meat cuts)
5. Japan – down 3% (meat cuts, albumins, meat sausage)
6. Germany – up 13% (aromatics, peptones, enzymes,)
7. Australia – up 9% (dairy, food prep, cranberries, albumins)
8. Netherlands – flat (cranberries, food prep, bovine genetics)
9. United Kingdom – up 23% (bovine semen, DDGS, wood)
10. Ireland – up 68% (enzymes, DDGS)

Beyond the top 10: Vietnam up 40%, India up 59%, Congo up 34%, Indonesia down 28%, Sweden up 13%

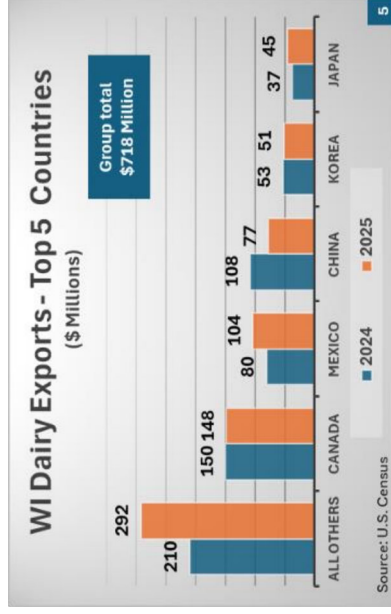


WISCONSIN DEPARTMENT OF AGRICULTURE, TRADE AND CONSUMER PROTECTION

WISCONSIN AGRICULTURAL EXPORTS FULL YEAR 2025 – DAIRY

Top 10 Countries: 75% of total

1. Canada – down 1% (cheese and curd, milk albumins, whey)
2. Mexico – up 29% (cheese and curd, whey)
3. China – down 28% (whey, milk albumins)
4. Korea – down 3% (cheese and curd, whey, milk albumins)
5. Japan – up 21% (milk albumins, lactose, whey)
6. Australia – up 78% (cheese and curd, milk albumins)
7. India – up 81% (lactose, milk albumins)
8. Vietnam – up 102% (lactose, milk and cream, whey)
9. Netherlands – up 60% (lactose, milk albumins)
10. Brazil – down 24% (whey, milk albumins, lactose, cheese and curd)

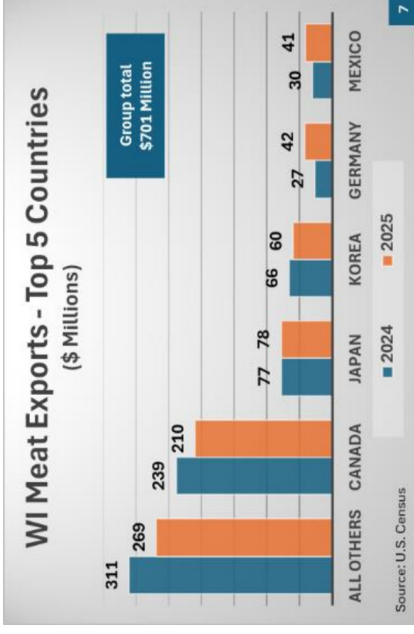


WISCONSIN DEPARTMENT OF AGRICULTURE, TRADE AND CONSUMER PROTECTION

WISCONSIN AGRICULTURAL EXPORTS FULL YEAR 2025 – MEAT

Top 10 Countries: 80% of total

1. Canada – down 12% (sausage, peptones, meat cuts, cattle)
2. Japan – up 1% (meat cuts, sausage, bovine semen)
3. Korea – down 9% (meat cuts, sausage, raw hides)
4. Germany – up 58% (peptones, bovine genetics)
5. Mexico – up 37% (bovine genetics, sausage)
6. China – down 54% (meat cuts; raw hides,)
7. Finland – down 17% (mink)
8. United Kingdom – up 27% (bovine semen)
9. Taiwan – down 26% (meat cuts, peptones, bovine semen)
10. Brazil – up 36% (bovine semen, peptones, cattle)

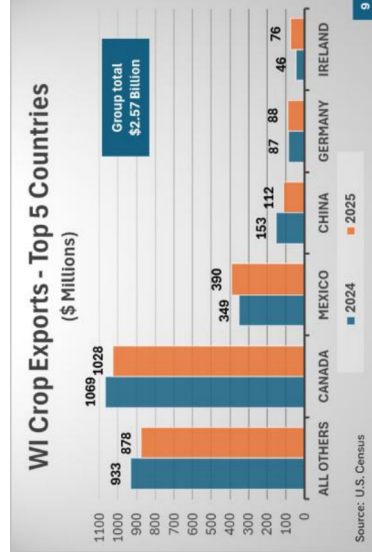


WISCONSIN DEPARTMENT OF AGRICULTURE, TRADE AND CONSUMER PROTECTION

WISCONSIN AGRICULTURAL EXPORTS FULL YEAR 2025 – CROPS

Top 10 Countries: 77% of total

1. Canada – down 4% (ethanol, pickles, potatoes, cranberry)
2. Mexico – up 12% (corn, wheat, malt, cranberries)
3. China – down 27% (wood, ginseng, genetics dropping)
4. Germany – up 2% (aromatics, flavorings, sauces, cranberry)
5. Ireland – up 65% (enzymes, DDGs)
6. Korea – up 11% (food preparations, cranberries)
7. Netherlands – down 9% (cranberries, sauces)
8. United Kingdom – up 24% (DDGs, wood, cranberry)
9. Australia – down 19% (cranberries, food prep)
10. Japan – down 25% (sweet corn, aromatics, wood)



WISCONSIN DEPARTMENT OF AGRICULTURE, TRADE AND CONSUMER PROTECTION