

International Agribusiness Center



2022 Export Highlights – Second Quarter

For questions, contact:

Mark Rhoda-Reis, Bureau Director, (608) 224-5125, mark.rhodareis@wisconsin.gov

Highlights

Wisconsin export of food, forestry, and agricultural products reached an all-time record of \$3.96 billion in 2021. Q2 2022 YTD exports are \$2.18 billion, 14.1% up from the same period in 2021. Wisconsin's top five export markets posted gains in the second quarter, with Canada, China, and Korea recording double digit gains and Mexico showing sluggish growth in the first half. Dairy is up over 37%, crops are up 14% and meat is up nearly 2%.

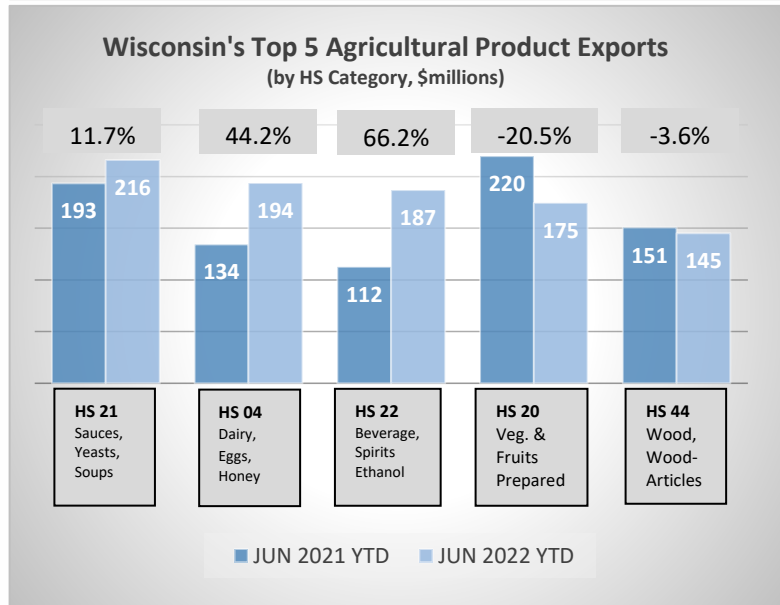
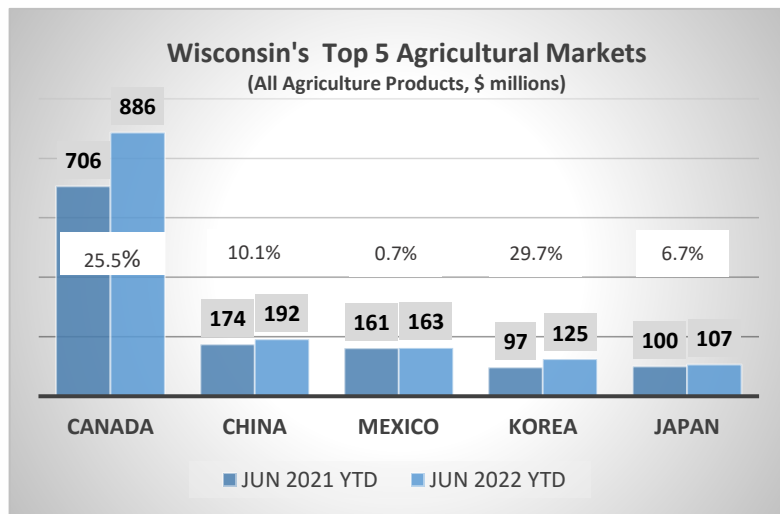
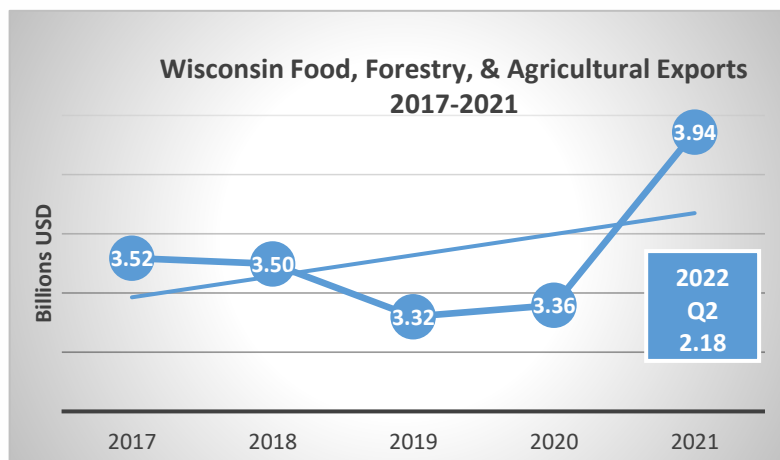
Wisconsin agricultural exports remain strong in light of headwinds from inflation, a strong U.S. dollar, conflict between Russia and Ukraine, high logistics costs, low container availability, high fuel costs, continued tariffs on agricultural products, and COVID-19 lockdowns in China. Strong demand and global shortages of some key commodities continue to push growth for U.S. food, forestry, and agriculture products despite the headwinds.

Top Markets - Wisconsin exported \$2.18 billion in agricultural and food products to 134 countries by the end of the second quarter of 2022, an increase of 14.1%, or \$270 million, in value compared to last year. U.S. agricultural and food exports were valued at \$112 billion year to date, an increase of 15%, or nearly \$15 billion, compared to 2020 year to date quarter two.

Wisconsin's top ten export markets make up about 78% of the total \$2 billion. Of the top ten markets, UK and Germany posted declines while Canada, China, Mexico, Korea, Japan, Finland, Italy, and Australia increased, nearly all by double digits.

Top Products - The top ten individual products exported from Wisconsin make up more than 66% of total exports totaling over \$1.45 billion. The top ten product showing the highest increase from 2021 to 2022 are Beverages, Spirits, and Vinegar, up 66% or \$74 million. Miscellaneous food preparations, dairy, prepared cereals, flour and starch, and food waste products also all showed double digit growth over last year. Four of the top ten products posted a decline.

Wisconsin currently ranks 13th among U.S. states in total agricultural exports and first for the export of ginseng roots, prepared/preserved cranberries, raw furskins, bovine semen, whey and milk products, specialty cheeses, and prepared/preserved sweet corn. Wisconsin also ranks sixth in cheese.



Product Group Highlights

The \$2.18 billion in year to date Q2 2022 export of food, forestry, and agricultural products is tracked in three major product groups:

- **Crop:** grains, forestry, processed foods, and beverages – 67% of all food, forestry, and agricultural exports
- **Meat:** livestock, genetics, hides, and furs – 19% of all food, forestry, and agricultural exports
- **Dairy:** cheese, whey, latose, and milk proteins - 14% of all food, forestry, and agricultural exports

